



Monday, March 18, 2019


Hawaii-Pacific Area 2018 Campaign Weekly Giving Report





FINAL

TOTAL EMPLOYEES	94,580	% eDonors	TOTAL \$ PLEDGED	\$1,730,951	TOTAL GIFTS
TOTAL # PLEDGES	4,622	56.1%	OVERALL CONT RATE %	4.89%	
			TOT # VOLUNTEER HRS	3,199	
			\$ VAL OF VOLUNTEER HRS	\$90,925	\$1,821,877

Dept/Agency	Agency Name	# Pledges	\$ Pledged	Vol Hrs	CONT %	AWARD	# EAGLE	# SUPER EAGLE
Agriculture	Food Safety Inspection Service Compliance Program	0	\$0	0	0.0%	None	0	0
Agriculture	National Agricultural Statistics Service, Hawaii Field Office	0	\$0	0	0.0%	None	0	0
Agriculture	Pacific Southwest Research Station, Institute of the Pacific Islands Forestry	0	\$0	0	0.0%	None	0	0
Agriculture	USDA APHIS Plant Protection and Quarantine	5	\$2,046	0	2.5%	None	0	2




E



Dept/Agency	Agency Name	# Pledges	\$ Pledged	Vol Hrs	CONT %	AWARD	# EAGLE	# SUPER EAGLI
Agriculture	USDA Farm Service Agency	3	\$2,290	0	9.7%	None	0	2
Agriculture	USDA Food and Nutrition Service	1	\$2,340	0	50.0%	Silver	0	1
Agriculture	USDA National Wildlife Research Center Hawaii Field Station	4	\$776	0	50.0%	Silver	0	1
Agriculture	USDA Natural Resources Conservation Service Pacific Island Area	8	\$3,730	0	11.6%	None	2	3
Agriculture	USDA Pacific Basin Agricultural Research Center (PBARC)	5	\$2,670	10	11.9%	None	2	1
Agriculture	USDA Rural Development	4	\$1,410	0	11.4%	None	2	1
Air Force	624 Regional Support Group (RSG)	15	\$2,072	0	2.2%	None	1	1


E



Dept/Agency	Agency Name	# Pledges	\$ Pledged	Vol Hrs	CONT %	AWARD	# EAGLE	# SUPER EAGLI
Air Force	AFMC Det 15 AFRL RDSM	4	\$560	0	7.0%	None	1	0
Air Force	US Air Force 15th Wing	88	\$40,657	192	2.7%	None	13	26
Air Force	US Air Force 36th Wing Guam	44	\$7,846	20	2.0%	None	8	4
Air Force	US Air Force 515th Air Mobility Operations Wing	14	\$3,503	0	2.1%	None	5	2
Air Force	US Air Force 766th Specialized Contracting Squadron	2	\$650	0	3.1%	None	0	1
Air Force	US Air Force Det 2 18 FSS	0	\$0	0	0.0%	None	0	0
Air Force	US Pacific Air Forces Headquarters	135	\$72,702	0	10.9%	None	20	51

Dept/Agency	Agency Name	# Pledges	\$ Pledged	Vol Hrs	CONT %	AWARD	# EAGLE	# SUPER EAGLI
Army	Army Space and Missile Defense Command DCO 53rd Signal	4	\$900	0	6.3%	None	0	1
Army	Army Space and Missile Defense Command RSSC PAC	2	\$370	0	5.6%	None	1	0
Army	Dental Health Command - Pacific (DHC-P)	0	\$0	0	0.0%	None	0	0
Army	DISA Pacific	2	\$1,872	0	18.2%	None	0	2
Army	Public Health Command - Pacific (PHC-P)	17	\$6,659	0	32.7%	None	1	6
Army	Regional Health Command Pacific (RHC-P)	7	\$2,652	0	11.3%	None	4	1
Army	Tripler Army Medical Center	22	\$15,293	0	0.6%	None	5	9

E



Dept/Agency	Agency Name	# Pledges	\$ Pledged	Vol Hrs	CONT %	AWARD	# EAGLE	# SUPER EAGLI
Army	US Army 19th MP BN Criminal Investigative Division	1	\$130	0	2.0%	None	0	0
Army	US Army 9th Mission Support Command	4	\$558	0	1.0%	None	1	0
Army	US Army Corps of Engineers Honolulu District	34	\$24,212	24	13.0%	None	4	14
Army	US Army Corps of Engineers Pacific Ocean Division	26	\$11,516	0	32.5%	None	5	10
Army	US Army Garrison Hawaii	127	\$34,219	40	9.1%	None	23	25
Army	US Army Health Clinic Schofield Barracks	6	\$1,808	0	1.1%	None	1	2



Dept/Agency	Agency Name	# Pledges	\$ Pledged	Vol Hrs	CONT %	AWARD	# EAGLE	# SUPER EAGLI
Army	US Army Installation Management Command Pacific	15	\$7,104	0	20.8%	None	3	5
Army	US Army Pacific	295	\$85,557	190	1.6%	None	36	42
Commerce	Department of Commerce - Corporation for National and Community Service	0	\$0	0	0.0%	None	0	0
Commerce	Department of Commerce - Economic Development Administration	0	\$0	0	0.0%	None	0	0
Commerce	Honolulu Export Assistance Center, U.S. Commercial Service	0	\$0	0	0.0%	None	0	0
Commerce	NOAA Inouye Regional Center	33	\$28,771	0	5.4%	None	7	20

Dept/Agency	Agency Name	# Pledges	\$ Pledged	Vol Hrs	CONT %	AWARD	# EAGLE	# SUPER EAGLI
Commerce	NOAA Mauna Loa Observatory	2	\$280	0	50.0%	None	0	0
Defense	Army and Air Force Exchange Service - Guam	0	\$0	0	0.0%	None	0	0
Defense	Army and Air Force Exchange Service - Hawaii	23	\$1,987	0	2.7%	None	2	0
Defense	Daniel K Inouye Asia Pacific Center for Security Studies	23	\$15,571	0	18.4%	None	3	13
Defense	Defense Commissary Agency (DeCA) West	2	\$720	0	0.5%	None	0	1
Defense	Defense Commissary Agency Andersen AFB Commissary	0	\$0	0	0.0%	None	0	0

Dept/Agency	Agency Name	# Pledges	\$ Pledged	Vol Hrs	CONT %	AWARD	# EAGLE	# SUPER EAGLI
Defense	Defense Contract Audit Agency Hawaii Suboffice	1	\$52	0	14.3%	None	0	0
Defense	Defense Criminal Investigative Service	0	\$0	0	0.0%	None	0	0
Defense	Defense Information Systems Agency Pacific	16	\$9,173	0	3.1%	None	3	6
Defense	Defense Logistics Agency Pacific	44	\$19,954	75	10.4%	None	8	14
Defense	DKI Defense POW/MIA Accounting Agency (DPAA) West	36	\$28,758	160	7.4%	None	8	16
Defense	DoDEA Pacific South, Guam Field Office	19	\$10,346	0	6.0%	None	3	9
Defense	Guam Army National Guard	20	\$1,835	0	1.5%	None	1	0



Dept/Agency	Agency Name	# Pledges	\$ Pledged	Vol Hrs	CONT %	AWARD	# EAGLE	# SUPER EAGLI
Defense	Hawaii Air National Guard	90	\$21,767	70	5.2%	None	15	15
Defense	Hawaii Army National Guard	132	\$24,626	150	26.2%	None	19	15
Defense	Military Processing Station Honolulu	2	\$360	0	6.7%	None	1	0
Defense	Special Operations Command Pacific	8	\$2,840	0	2.1%	None	0	4
Defense	United States Indo-Pacific Command	60	\$44,056	4	5.0%	None	12	24
EPA	Environmental Protection Agency - Region IX Honolulu Field Office	0	\$0	0	0.0%	None	0	0

E



Dept/Agency	Agency Name	# Pledges	\$ Pledged	Vol Hrs	CONT %	AWARD	# EAGLE	# SUPER EAGLI
Equal Employment Opportunity Commission	Equal Employment Opportunity Commission	0	\$0	0	0.0%	None	0	0
FMCS	Federal Mediation and Conciliation Service (FMCS) Hawaii Office	0	\$0	0	0.0%	None	0	0
General Services Administration	Office of Customer & Stakeholder Engagement (CASE) Pacific Rim Region (R9), Federal Acquisition Service	0	\$0	0	0.0%	None	0	0
Health and Human Services	Center for Disease Control and Prevention - Office of State, Tribal, Local and Territorial Support	2	\$724	0	100.0%	Platinum	0	1
Health and Human Services	Center for Disease Control and Prevention, Division of Global Migration and Quarantine Honolulu International Airport	0	\$0	0	0.0%	None	0	0

E



Dept/Agency	Agency Name	# Pledges	\$ Pledged	Vol Hrs	CONT %	AWARD	# EAGLE	# SUPER EAGLI
Health and Human Services	Department of Health and Human Services, Centers for Medicare and Medicaid Services	0	\$0	0	0.0%	None	0	0
Health and Human Services	Department of Health and Human Services, Food and Drug Administration	1	\$52	0	5.9%	None	0	0
Health and Human Services	Department of Health and Human Services, Office of Inspector General	0	\$0	0	0.0%	None	0	0
Homeland Security	Customs and Border Protection	24	\$18,929	150	5.9%	None	6	11
Homeland Security	Federal Emergency Management Agency Pacific Area Office	8	\$5,025	5	42.1%	None	2	3
Homeland Security	Federal Protective Service	0	\$0	0	0.0%	None	0	0

Dept/Agency	Agency Name	# Pledges	\$ Pledged	Vol Hrs	CONT %	AWARD	# EAGLE	# SUPER EAGLI
Homeland Security	Fourteenth Coast Guard District	72	\$27,002	60	4.9%	None	11	17
Homeland Security	ICE Enforcement and Removal Operations	1	\$480	0	2.7%	None	1	0
Homeland Security	ICE Homeland Security Investigations	10	\$3,462	0	11.9%	None	5	2
Homeland Security	Secret Service	2	\$770	0	8.3%	None	0	1
Homeland Security	Transportation Security Administration Honolulu International Airport Hub	50	\$22,234	0	3.0%	None	13	17
Homeland Security	TSA, Office of Global Strategy, Asia Pacific (ADD)	22	\$4,853	0	169.2%	Platinum	4	3

Dept/Agency	Agency Name	# Pledges	\$ Pledged	Vol Hrs	CONT %	AWARD	# EAGLE	# SUPER EAGLI
Homeland Security	U.S. Department of Homeland Security Office of Infrastructure Protection - Region IX	0	\$0	0	0.0%	None	0	0
Homeland Security	US Citizenship and Immigration Services Honolulu Field Office	16	\$8,253	138	25.8%	None	1	9
Housing and Urban Development	US Department of Housing and Urban Development Honolulu Field Office	9	\$5,052	0	45.0%	Bronze	2	2
Interior	National Park Service Pacific West Region Honolulu	15	\$3,880	0	3.5%	None	6	2
Interior	U.S. Fish and Wildlife Service Ecological Services	2	\$864	0	2.8%	None	2	0
Interior	U.S. Fish and Wildlife Service Office of Law Enforcement	3	\$2,238	40	23.1%	None	0	3

Dept/Agency	Agency Name	# Pledges	\$ Pledged	Vol Hrs	CONT %	AWARD	# EAGLE	# SUPER EAGLI
Interior	U.S. Fish and Wildlife Service Pacific Island Refuges and Monuments	5	\$2,826	0	22.7%	None	0	2
Interior	U.S. Geological Survey Pacific Island Ecosystems Research Center	4	\$5,760	0	17.4%	None	1	3
Interior	U.S. Geological Survey Pacific Islands Water Science Center	10	\$3,104	0	28.6%	None	7	1
Interior	USGS Geologic Division Hawaii Volcano Observatory	6	\$6,630	0	20.0%	None	4	2
Justice	Executive Office for Immigration Review	0	\$0	0	0.0%	None	0	0
Justice	Federal Bureau of Investigation	5	\$2,020	0	2.6%	None	1	2




Dept/Agency	Agency Name	# Pledges	\$ Pledged	Vol Hrs	CONT %	AWARD	# EAGLE	# SUPER EAGLI
Justice	Federal Bureau of Prisons Federal Detention Center Honolulu	2	\$1,092	0	0.9%	None	1	1
Justice	Office of US Trustees Region 15	4	\$818	0	100.0%	Platinum	1	0
Justice	US Attorney Districts of Guam and the NMI	1	\$480	0	2.9%	None	1	0
Justice	US Attorney's Office District of Hawaii	11	\$4,124	0	18.3%	None	2	2
Justice	US Bureau of Alcohol Tobacco Firearms and Explosives Guam	0	\$0	0	0.0%	None	0	0
Justice	US Bureau of Alcohol Tobacco Firearms and Explosives Honolulu	0	\$0	0	0.0%	None	0	0

Dept/Agency	Agency Name	# Pledges	\$ Pledged	Vol Hrs	CONT %	AWARD	# EAGLE	# SUPER EAGLI
Justice	US Drug Enforcement Administration	1	\$100	0	2.4%	None	0	0
Justice	US Marshals Service	0	\$0	0	0.0%	None	0	0
Labor	Department of Labor – Veteran’s Employment and Training Service	1	\$300	0	50.0%	Silver	1	0
Labor	Department of Labor – Wage and Hour Division	6	\$1,434	20	46.2%	Bronze	2	1
Labor	Occupational Safety and Health Administration	3	\$660	0	42.9%	None	0	1
Labor	Office of Federal Contract Compliance Programs Hawaii Area Office	4	\$1,090	0	80.0%	Platinum	0	1

Dept/Agency	Agency Name	# Pledges	\$ Pledged	Vol Hrs	CONT %	AWARD	# EAGLE	# SUPER EAGLI
Labor	US Department of Labor Office of Labor Management Standards	1	\$130	0	100.0%	Platinum	0	0
Legislature	The Honorable Brian Schatz	2	\$135	0	18.2%	None	0	0
Legislature	The Honorable Colleen Hanabusa	0	\$0	0	0.0%	None	0	0
Legislature	The Honorable Mazie Hirono	0	\$0	0	0.0%	None	0	0
Legislature	The Honorable Tulsi Gabbard	1	\$600	0	14.3%	None	0	1
Marines	US Marine Corps Base Hawaii	71	\$21,484	20	3.8%	None	8	12
Marines	US Marine Corps Forces Pacific	97	\$26,303	52	1.2%	None	12	17

Dept/Agency	Agency Name	# Pledges	\$ Pledged	Vol Hrs	CONT %	AWARD	# EAGLE	# SUPER EAGLI
Navy	Naval Computer and Telecommunications Area Master Stations Pacific	16	\$2,720	0	2.1%	None	1	1
Navy	Naval Facilities Engineering Command Hawaii	169	\$74,783	45	12.8%	None	36	45
Navy	Naval Facilities Engineering Command Pacific	62	\$19,798	0	13.3%	None	21	9
Navy	Naval Health Clinic of Hawaii	19	\$12,160	446	3.1%	None	2	10
Navy	Naval Supply Fleet Logistics Center Pearl Harbor	22	\$6,024	0	5.3%	None	4	5
Navy	Navy Exchange Guam	1	\$120	0	0.2%	None	0	0
Navy	Navy Joint Region Marianas	81	\$23,023	112	1.4%	None	8	18




E



Dept/Agency	Agency Name	# Pledges	\$ Pledged	Vol Hrs	CONT %	AWARD	# EAGLE	# SUPER EAGLI
Navy	Navy Joint Typhoon Warning Center	3	\$1,200	0	4.3%	None	0	1
Navy	Navy Region Hawaii	613	\$171,368	154	4.3%	None	80	104
Navy	Office of Civilian Human Resources (OCHR) Silverdale Hawaii	8	\$1,550	0	61.5%	Platinum	2	1
Navy	Pearl Harbor Naval Shipyard & IMF	713	\$306,435	1022	11.7%	None	172	199
Navy	Space and Naval Warfare Systems Center Pacific	71	\$38,734	0	18.6%	None	20	31
Navy	US Pacific Fleet	66	\$53,498	0	8.2%	None	15	29
None	Other non-agency specific givers	78	\$42,324	0	0.0%	None	21	25



Dept/Agency	Agency Name	# Pledges	\$ Pledged	Vol Hrs	CONT %	AWARD	# EAGLE	# SUPER EAGLI
NRLB	National Labor Relations Board, Subregion 37	2	\$570	0	28.6%	None	0	1
Office of Personnel Management	Office of Personnel Management National Background Investigations Bureau	9	\$4,580	0	28.1%	None	1	3
Retiree/Beneficia ry	Federal Annuitant (Serviced By OPM)	25	\$20,142	0	0.0%	None	3	14
Small Business Administration	Small Business Administration	2	\$234	0	22.2%	None	0	0
Social Security Administration	Social Security Administration Honolulu District Office	14	\$2,916	0	14.9%	None	4	2
Social Security Administration	Social Security Administration Kapolei District Office	9	\$5,124	0	15.0%	None	4	4

E



Dept/Agency	Agency Name	# Pledges	\$ Pledged	Vol Hrs	CONT %	AWARD	# EAGLE	# SUPER EAGLI
State	Honolulu Passport Agency	0	\$0	0	0.0%	None	0	0
Transportation	Federal Aviation Administration	34	\$19,074	0	8.1%	None	8	11
Transportation	Federal Highway Administration	4	\$1,540	0	28.6%	None	1	2
Transportation	Federal Motor Carrier Safety Administration	1	\$300	0	33.3%	None	1	0
Treasury	Internal Revenue Service Honolulu	10	\$6,854	0	12.0%	None	2	5
U.S. Postal Service	US Postal Service Customer Services	506	\$122,284	0	26.0%	None	102	94
U.S. Postal Service	US Postal Service Honolulu Processing and Distribution	28	\$7,777	0	4.7%	None	9	6

E



Dept/Agency	Agency Name	# Pledges	\$ Pledged	Vol Hrs	CONT %	AWARD	# EAGLE	# SUPER EAGLI
US Courts	Federal Public Defender District of Hawaii	2	\$1,430	0	13.3%	None	0	1
US Courts	Federal Public Defender Guam	0	\$0	0	0.0%	None	0	0
US Courts	US Bankruptcy Court District of Hawaii	7	\$2,420	0	43.8%	None	2	2
US Courts	US Courts Pretrial Services Office	8	\$3,525	0	80.0%	Platinum	2	1
US Courts	US Courts Probation Guam	0	\$0	0	0.0%	None	0	0
US Courts	US District Court of Hawaii	6	\$2,330	0	19.4%	None	1	3
US Courts	US District Courts District Court of Guam	0	\$0	0	0.0%	None	0	0

Dept/Agency	Agency Name	# Pledges	\$ Pledged	Vol Hrs	CONT %	AWARD	# EAGLE	# SUPER EAGLI
US Courts	US Probation Office	5	\$630	0	16.1%	None	1	0
US Marshals	US Marshals Service Guam	0	\$0	0	0.0%	None	0	0
Veteran's Affairs	National Cemetery Administration National Memorial Cemetery of the Pacific (Punchbowl)	0	\$0	0	0.0%	None	0	0
Veteran's Affairs	Veterans Benefits Administration Honolulu Regional Office	46	\$9,129	0	46.0%	Bronze	8	7
Veteran's Affairs	Veterans Health Administration Pacific Islands Health Care System	105	\$36,249	0	9.5%	None	26	23

E

